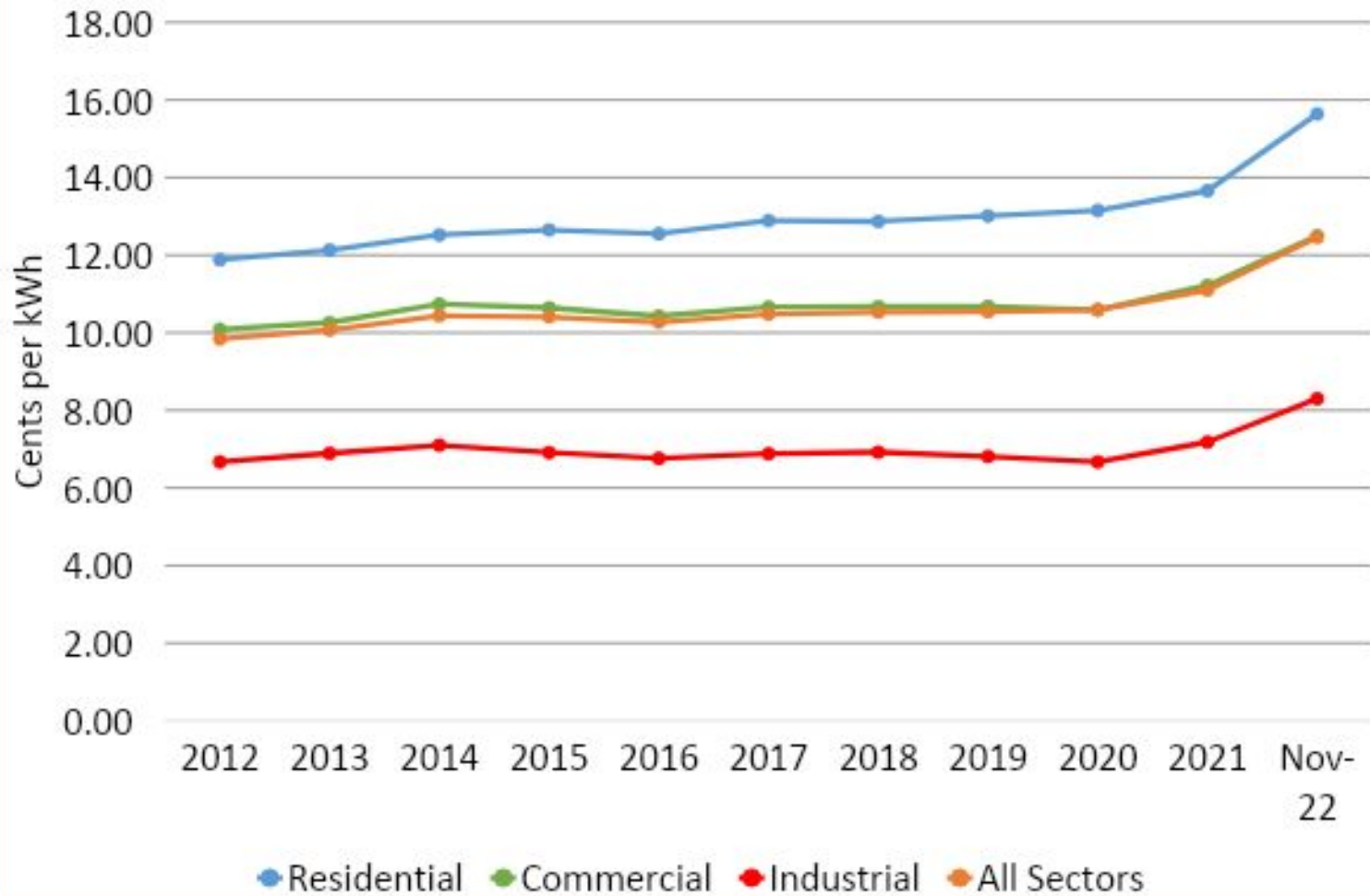




Large-Scale Possibilities for Small-Scale Solar: Strategies to Realize Affordability, Clean Energy, and Community Benefits

Robin Dutta – Campaign Director
Local Solar for All
NASEO Energy Policy Outlook Conference
February 10, 2023

Electric Retail Rates 2012 - 2022



Percent Change 2012 - Nov '22	
Residential	31.6%
Commercial	23.9%
Industrial	24.4%
All Sectors	26.6%



Source: U.S. Energy Information Administration. Electric Power Monthly, Table 5.03. <https://www.eia.gov/electricity/monthly/>. 25 January 2023

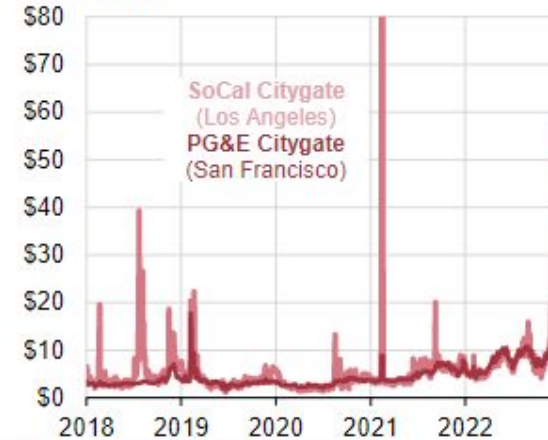
Price spikes

Daily natural gas spot prices at select western hubs (Jan 1, 2018–Dec 31, 2022)

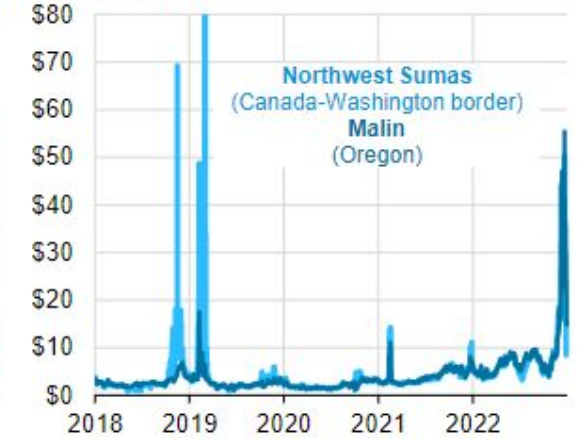
dollars per million British thermal units (MMBtu)



California hubs



Pacific Northwest hubs

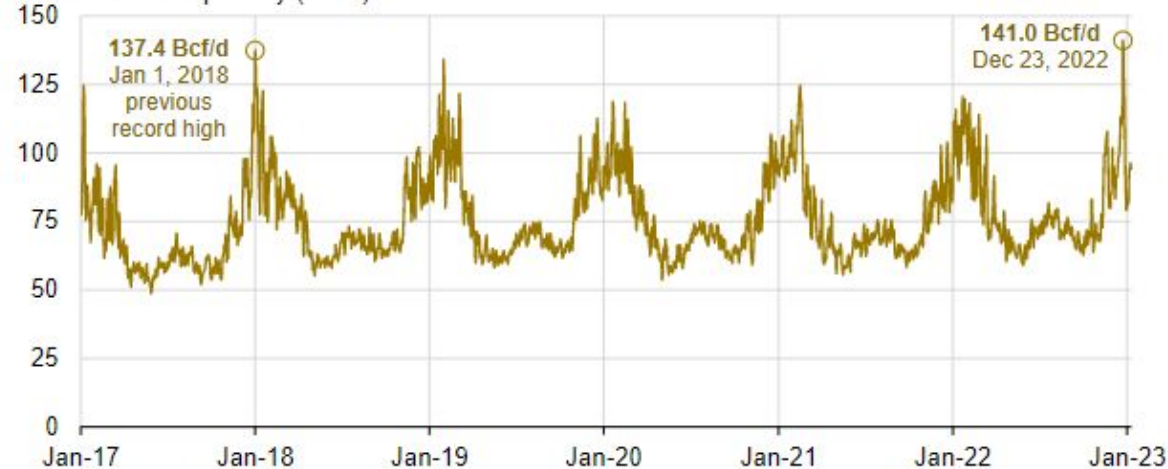


Data source: Natural Gas Intelligence

Note: Some prices exceeded the published range. The price at SoCal Citygate for February 12, 2021, averaged \$144.00/MMBtu. The price at Sumas for March 1, 2019, averaged \$161.33/MMBtu.

Daily natural gas consumption in the Lower 48 states (Jan 1, 2017–Jan 9, 2023)

billion cubic feet per day (Bcf/d)




Data source: S&P Global Commodity Insights

Demand spikes



Sources: <https://www.eia.gov/todayinenergy/detail.php?id=55279>

<https://www.eia.gov/todayinenergy/detail.php?id=55359>



REUTERS

2 minute read · February 3, 2023 2:29 PM EST · Last Updated 3 days ago

Wholesale power prices spike in U.S. Northeast as arctic blast arrives

Reuters

Vox

Why your gas bill might be way higher this winter

Cold weather and rising gas exports are driving up prices — and it will hurt low-income communities the most.

By Rebecca Leber | @rebleber | rebecca.leber@vox.com | Jan 11, 2023, 6:30am EST



JANUARY 10, 2023

Wholesale U.S. electricity prices were volatile in 2022

**LOCAL
SOLAR
FOR ALL**